

Phongsavanh Bank Limited.



Financial Report quarter II, Year 2020.

Balance Sheet

Quarter II / 2020

| No | Assets | Quarter II / 2020 | Quarter I / 2020 |
|------|----------------------------------------------------------------------------------|-------------------|------------------|
| I | Cash and Nostro Accounts with Central Bank | 671.925,58 | 463.555,18 |
| | 1. Cash and Cash Equivalents 1101+1103+1108 | 140.227,79 | 118.279,67 |
| | 2. Demand Deposits at BOL | 425.284,18 | 214.111,32 |
| | 3. Time Deposits | 106.413,61 | 131.164,19 |
| II | Amount Due from Other Banks | 189.608,16 | 109.914,04 |
| | 1. Demand Deposits | 157.765,99 | 78.484,08 |
| | 2. Fixed Deposits | 31.842,17 | 31.429,96 |
| | 3. Net Loans and Advances | - | - |
| III | Securities purchased under resale agreements | - | - |
| IV | Net Investment in Securities | 76.884,42 | 74.230,62 |
| | 1. Dealing Securities | - | - |
| | 2. Securities Available for sale | 45.062,35 | 42.408,55 |
| | 3. Securities for Investment | 31.822,07 | 31.822,07 |
| V | Net loans and Advances to Customers | 2.684.049,19 | 2.604.924,90 |
| VI | Investment in Subsidiaries, Joint Venture and holding Securities at Stocks Inst. | - | - |
| VII | Leasing and General Lease | - | - |
| VIII | Net Fixed Assets | 570.417,54 | 570.216,02 |
| | 1. Fixed Assets under purchasing of Constructing | 59.356,48 | 57.075,01 |
| | 2. Intangible Assets | 399.368,89 | 399.618,24 |
| | 3. Property, Plant and Equipment | 111.692,17 | 113.522,77 |
| IX | Registered Capital not reimbursed | - | - |
| X | Others Assets | 510.980,31 | 483.733,17 |
| | 1. Accrued Interest and other Account Receivable | 269.297,20 | 238.286,71 |
| | 2. Head Office and Branches | - | - |
| | 3. Others | 241.683,11 | 245.446,46 |
| | Total Asset | 4.703.865,00 | 4.306.573,00 |

Date 09/07/2020

Reporter



Accountant



Auditor



Director




Balance Sheet
Quarter II / 2020

| No | Liabilities & Equity | Quarter II / 2020 | Quarter I / 2020 |
|-----|-----------------------------------------------------------|-------------------|------------------|
| I | Debt Payable to Other Banks and Financial Institutions | 85.910,80 | 108.320,98 |
| | 1. Demand Deposits | 953,08 | 942,48 |
| | 2. Fixed Deposits | 83.905,30 | 95.583,50 |
| | 3. Borrowing Funds | - | - |
| | 4. Other Debt Payable to Banks and Financial Institutions | 1.052,42 | 11.795,00 |
| II | Debt Payable to Customers | 4.003.016,39 | 3.586.124,32 |
| | 1. Demand Deposits | 1.390.984,12 | 1.143.369,81 |
| | 2. Fixed Deposits | 2.612.032,27 | 2.442.754,51 |
| | 3. Other Debt Payable to Customers | - | - |
| III | Securities Sold under repurchased agreement | - | - |
| IV | Debt Payable related issuing Securities | - | - |
| V | Others Liabilities | 139.646,71 | 140.089,58 |
| | 1. Accrued Interest and other Account Payable | 94.997,32 | 95.061,23 |
| | 2. Head Office / Branches | - | - |
| | 3. Other | 44.649,39 | 45.028,35 |
| VI | Equity and its Similar | 475.291,28 | 472.039,06 |
| | 1. Registered Capital | 230.065,32 | 230.065,32 |
| | 2. Shares Premium | - | - |
| | 3. Legal Reserve | - | - |
| | 4. Reserve for Expansion Business | - | - |
| | 5. Other Reserve | - | - |
| | 6. Margin for Revaluation | 256.912,31 | 256.912,31 |
| | 7. Provisions under BOLs Regulations | 11.725,39 | 11.745,94 |
| | 8. Retained Earning(+/-) | (44.031,26) | (44.031,26) |
| | 9. Result in Instance of Approval(+/-) | 15.502,02 | 15.502,02 |
| | 10. Result of the year(+/-) | 5.117,50 | 1.844,73 |
| | Total Liabilities & Equity | 4.703.865,00 | 4.306.573,00 |

Date 09/07/2020

Reporter




Accountant



Auditor



Director



ນະໂນລາ ຫຼວງໂຄດ



ທະນາຄານພິງສະຫວັນ
Phongsavanh BANK

ໜ່ວຍ 01, ບ້ານ ພະຂາວ, ເມືອງ ໄຊທານີ, ຖະໜົນ ໄກສອນພິມວິຫານ, ນະຄອນຫຼວງວຽງຈັນ, ສ.ປ.ປ ລາວ
Unit 01, Ban Phakhao, Kaysone Phomvihane Avenue, Xaythany District, Vientiane, Lao P.D.R
Tel: (+856 21) 711589, 711599, 711602, 711601 Fax: 711556
E-mail: info@phongsavanhbank.com; www.phongsavanhbank.com

Income Statement

ໄຕມາດ II / 2020

| No | Description | Quarter II / 2020 | Quarter I / 2020 |
|------|-------------------------------------------------------------------------------|--------------------|--------------------|
| | A. Operating Income and Expenses | | |
| 1 | +Interest Incomes and its Equivalents | 136.758,99 | 67.690,74 |
| 1.1 | Interest and its Equivalents from Interbanks | 351,85 | 94,80 |
| 1.2 | Interest and its Equivalents from Customers | 135.071,36 | 66.895,29 |
| 1.3 | Interest from Securities purchased under resale agreement | - | - |
| 1.4 | Interest and its Equivalents from Securities for Investment | 1.335,78 | 700,65 |
| 1.5 | Other Interest | - | - |
| 2 | - Interest Expenses and its Equivalents | (85.044,61) | (41.607,52) |
| 2.1 | Interest Expenses and its Equivalents to Interbank | (2.124,38) | (1.131,46) |
| 2.2 | Interest Expenses and its Equivalents to Customers | (82.920,23) | (40.476,06) |
| 2.3 | Interest Expenses on Securities Sold under Repurchased agreement | - | - |
| 2.4 | Interest Expenses on Certificates of Deposits | - | - |
| 3 | + / - Gain / Loss on Trading Gold and other Precious Metal | - | - |
| | I. Incomes - Expenses Interest Margin (1 - 2 +/- 3) | 51.714,38 | 26.083,22 |
| 4 | + Incomes from Leasing and Lease Available to buy | - | - |
| 5 | - Expenses on Leasing and Lease Available to buy | - | - |
| 6 | + Incomes from Rental | 60,28 | 52,69 |
| 7 | - Expenses on Rental | - | - |
| 8 | + Incomes from Capital Contribution / Shares | - | - |
| 9 | + Fees and Financial services Commissions Income | 9.318,93 | 5.145,46 |
| 10 | - Fees and Financial services Commission Expenses | (3.195,04) | (1.792,68) |
| 11 | + / - Profit / Loss on Dealing Securities | - | - |
| 12 | + / - Profit / Loss on Securities Available for Sale | - | - |
| 13 | + / - Net Profit / Loss on Foreign Exchange | 5.650,91 | 2.930,65 |
| 14 | + / - Net Profit / Loss on trading Conditional Instrument | - | - |
| | II. Net Operating Incomes (1+4-5+6-7+8+9-10+/-11+/-12+13+/-14) | 63.549,46 | 32.419,34 |
| | B. Normal Incomes and Expenses | - | - |
| 15 | + Other Operating Incomes | 7.464,18 | 4.267,80 |
| 16 | - Administrations Expenses | (49.203,07) | (25.144,19) |
| 16.1 | Employees's Expenses | (33.676,07) | (17.266,86) |
| 16.2 | Other Administrations Expenses | (15.527,00) | (7.877,33) |
| 17 | - Amortization and Depreciation Expenses of Tangible and Intangible FA | (9.533,90) | (4.768,93) |
| 18 | - Other Operating Expenses | (9.216,77) | (5.566,00) |
| 19 | + / - Net Income / Expenses on Revaluation Debt and Off Balance Sheet Item | 2.179,30 | 758,39 |
| 19.1 | Depreciation on Bad Debt and Debt Payable | (1.359,77) | (575,50) |
| 19.2 | Reverse Depreciation on Bad Debt and writ-off Debt Revenue | 3.539,07 | 1.333,89 |
| 20 | + / - Net Gain / Loss from Revaluation Financial Asset | - | - |
| | III. Net Normal Incomes - Expenses (15 - 16 - 17 - 18 +/- 19 +/- 20) | (58.431,94) | (30.452,93) |



| | | | |
|----|----------------------------------------------|----------|----------|
| | IV. Result before Extraordinary Items | 5.117,52 | 1.966,41 |
| | C. Extraordinary Incomes and Expenses | - | - |
| 21 | + Extraordinary Income | - | - |
| 22 | - Extraordinary Expenses | (121,68) | (121,68) |
| | V. Result before Tax Profit (IV + 21 + 22) | 5.117,52 | 1.844,73 |
| 23 | -Tax Profit | - | - |
| | VI. Net Result of the year (V - 23) | 5.117,52 | 1.844,73 |

Date 09/07/2020

Reporter


ວັນ 210


Accountant

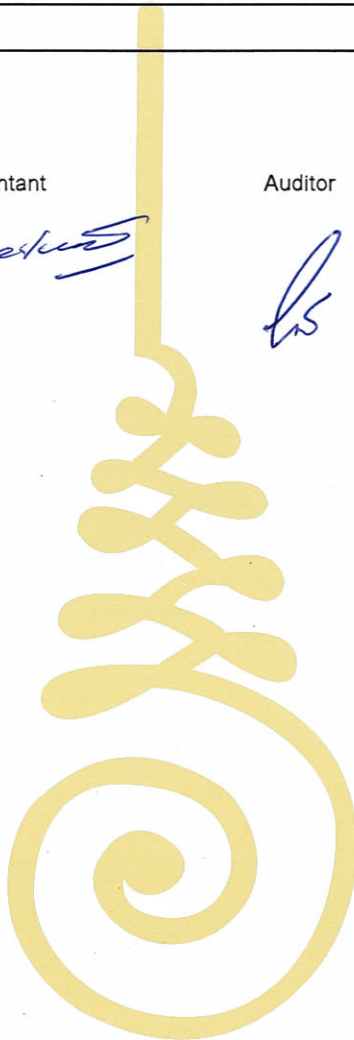


Auditor



Director


ມະໂນລາ ຫຼວງໂຄດ



ທະນາຄານພິງສະຫວັນ
Phongsavanh BANK

ໜ່ວຍ 01, ບ້ານ ພະຂາວ, ເມືອງ ໄຊທານີ, ຖະໜົນ ໄກສອນພົມວິຫານ, ນະຄອນຫລວງວຽງຈັນ, ສ.ປ.ປ ລາວ
Unit 01, Ban Phakhao, Kayson Phomviharn Avenue, Xaythany District, Vientiane, Lao P.D.R
Tel: (+856 21) 711589, 711599, 711602, 711601 Fax: 711556
E-mail: info@phongsavanhbank.com; www.phongsavanhbank.com